



凱竣科技股份有限公司

Catchin Technology Co., Ltd

上海捷助國際貿易有限公司

ChinWin International Trade Co., Ltd

---

## Company overview



# 目錄

## CONTENTS

- 01 About Us(Company Profile, History Organization)
- 02 Ion Implanter Used Equipment
- 03 Sale/Refurbish/Installation
- 04 Ion Implanter Equipment Parts Sale
- 05 Ion Implanter Equipment Parts Overhaul
- 06 Others Used Equipment Sale/Refurbish/Installation
- 07 Component Sale/overhaul/Repair
- 08 Semiconductor Equipment Upgrade/Modif

01

---

# About Us

(Company Profile, History ,Organization)

# › Company Profile

Company	Catchin Technology Co., Ltd
Chairman	Kevin Shieh
Established	Y2001
Capital	500KUSD
TEL No.	Tel : +886-3-5751398 / Fax : +886-3-5750939
Head Office	No.110,Shuli Road, Hsinchu 30059, Taiwan
Manufactory	1000m <sup>2</sup> / Clean Room 250m <sup>2</sup>
Website	<a href="http://www.catchin.com.tw">http://www.catchin.com.tw</a>
Branch	ChinWin International Trade Co., Ltd (Since Y2014)
Branch Office	Room 5111, No. 151, Keyuan Road, Zhangjiang High Technology Park, Pudong Shanghai, China 201203
Vision	Ion Implanter Equipment Professional
Major Business	Ion implanter consumable parts sale Component repair/overhaul/modify Semiconductor used equipment re-s

# History

## Major Milestone

- 2001.07 Catchin establish
- 2001.09 Agency agreement with Glemco for Ion Implanter Consumable parts
- 2003.01 Agency agreement with STS for Implanter Disk overhaul
- 2005.03 100th Implanter Disk overhaul
- 2008.09 500th source bushing overhaul
- 2009.01 Agency agreement with Core System for Implanter Disk overhaul
- 2010.08 1st Varian E500 used tool turn key in Winbond
- 2011.05 500th Implanter Disk overhaul
- 2011.08 1st Axcelis GSD used tool turnkey in Sooner
- 2012.03 1000th source bushing overhaul
- 2014.07 China branch ChinWin establish in Shanghai
- 2016.12 AMAT 9500XR used tool turnkey in VIS III
- 2017.01 LAM TCP 9600 turnkey in Episil III
- 2017.03 AMAT P5000 metal etching turnkey in Episil III
- 2019.05 800th Implanter Disk overhaul
- 2019.07 2000th source bushing overhaul

# Organization



02

---

# Ion Implanter Used Equipment

# ➤ Used Tool Business Model

## ✓ Core Tool Sell

Core tool sell with as is condition.

## ✓ Used Tool Turnkey Business

Base on customer request configuration(RFQ) refurbish tool.

Install tool in customer site.

Warranty & after service.

## ✓ Tool Relocation

Tool dismantle in location A.

Tool set up in location B.



# Engineers Man Power

Name	Experience	Work years	Tools
Richard Chen	UMC/CatchIn	20 Y	E500/GSD/Vllsion
Jimmy Chen	Axcelis/CatchIn	18 Y	GSD/HE/VHE
TW Kim	Varian/CatchIn	22 Y	XP/E1000/Vllsion/E500
Jason Chung	Axcelis/CatchIn	22 Y	6200/GSD/HE/VHE
JWChoi	Varian/CatchIn	25 Y	E220/E500
DY Choi	Varian/CatchIn	27 Y	XP/E1000/Vllsion/E500
YH KIM	Varian/CatchIn	25 Y	E220/E500/Vista810
Andy Chen	Axcelis/CatchIn	24 Y	6200/GSD/HE/VHE

# Tool Model & Experience

Process	Maker	Model	Category	Experience	Remark
Implant	Varian	E220	Core Tool	2	Korea
			Relocation	4	BYD; L Foundry; Pro Q; TSMC
		E500	Turn Key	5	Nuvoton; TSMC; SMC; VIS III; Maxchip
			Relocation	3	BCD; L Foundry; Pro Q
		E1000	Core Tool	2	Korea
		ViiSion	Turn Key	4	PSMC
			Relocation	2	L Foundry; Pro Q
		Viista 80	Relocation	2	L Foundry; Pro Q
	Viista HC	Core Tool	1	Korea	
	Viista 810	Core Tool	3	Korea	
	Axcelis	6200A	Turn Key	1	Episil
		GSD Classic	Turn Key	1	Huawei
			Relocation	1	Huawei
		GSD 200/E2	Core Tool	1	VIS
			Turn Key	1	Sooner
		Relocation	1	BCD	
	GSD HE	Relocation	1	TSMC	
	AMAT	Quantum	Core Tool	1	USA
		9500XR	Turn Key	1	VIS I
		XR 80	Core Tool	1	USA
AIBT	I start	Relocation	1	Promos	
Nissin	2300AH	Relocation	1	Promos	

✓ There were total 40 set tool completed from Y2010~

02

---

# Ion Implanter Equipment Parts

# ➤ Ion Implanter Parts

## ✓ Consumable Parts




Item	Tool Model						
	Axcelis NV-6200	Axcelis GSD	Varian E220/E500	Varian Viista	Varian Viision	AMAT 9500	AMAT XR
Source Head	V	V	V	V	V	V	V
Bushing	V	V	V	V	V	V	V
Manipulator	V	V	V	V	V	V	V
Source Housing	V	V	V	V	V	V	V
Beam Line	V	V	V	V	V	V	V
Acc tube	V	V	V	V	V	V	V
Terminal area	V	V	V	V	V	V	V
P-Shower		V					
E-Shower		V	V				
PFG			V	V	V	V	V
TVL			V	V			
Setup Cup			V				
Faraday	V	V	V	V	V	V	V

# ➤ Ion Implanter Parts

- ✓ Non-Consumable Parts-Varian
  - Power supply
  - Controller
  - Roplate
  - Tilter
  - Disk
  - E-Chuck
  - Beam line component
  - Motor
  - Driver
  - Bushing








# Ion Implanter Parts






## ✓ Non-Consumable Parts Inventory-Varian

OEM PN#	CIT PN#		Description	Q'ty	OEM PN#	CIT PN#		Description	Q'ty
			Vista 12in ESC	3	E11290090	C-11299-U		Vista80 manipulator controller	1
	Vista 12in ESC		2						
	Quantum 12in ESC		1						
			Vision U12 motor	2	E11119530			Vista80 resolving aperture assy	1
	C-Y04-1		200mm Vision site	12					
E11082600	C-11826		E500 filter of main air	2	E11129080			Vista80 power supply kit, SRC SUPP, PS	1
113069001	C-YSA01-E		Vista spin amplifier	1	E11136690	C-11136-U		Vista80 controller assy, PS, SRC/FILAMENT	1
E15002240	C-E1524		E500 UCC board	2	E19007770	C-19770-U		PWR SUP, SOURCE MAG (USED) vista	1
E11093750	C-11750-R		Vista80 manipulator	1	E19007880	C-19880-U		POWER SUPPLY, 70/90 MAGNET(USED) vista	1

# Ion Implanter Parts






## ✓ Non-Consumable Parts Inventory-Varian

OEM PN#	CIT PN#		Description	Q'ty
E11072750	C-11727-U		Vista810 arc filament PS	1
E19014142	C-19042-U		Vista810 filament PS	1
E11072890	C-11789-U		faraday burn thru controller	1
E11087052	C-11052-U		magnet controller	1
E11078200	C-11782-U		manipulator controller	1
E11098610	C-11986-U		manipulator assy, top, viista	2
E11075301	C-11753-U		bernsas source assy	1

OEM PN#	CIT PN#		Description	Q'ty
E60000243	C-60243-U		ENCODER, LINEAR, 10UM RES, 520MM MEAS LEN	1
E11001000	C-11010-U		Lefe ARM servo controller(used)	1
E11001000	C-11011-U		Right ARM servo controller(used)	1
E11000140	C-11140-U		AMU PS (used)SM: A012283	1
E11006480	C-11648-U		READBACK ASSY, MIRROR	1
E15000201	C-15201-U		E500 motion control board	1
E19000461	C-19461-U		VARIAN E500 ARC POWER SUPPLY (SN: 278134056525) (USED)	1
E11000022	C-11002-U		VARIAN E500 SUPPRESSION POWER SUPPLY (SN: 278134080917) (USED)	1

# > Ion Implanter Parts

## ✓ Non-Consumable Parts Inventory-Varian

OEM PN#	CIT PN#		Description	Q'ty
E11077380	C-TIL02-U		E500 Tilter Head Assy Including mainshaft drive replacement (SN: HC05861)-Repair	1
E17136530			Source housing	1
E11038040	C-11038-U		Varian E500 dual vaporize power supply (SN: 273134045255) -USED (CONVERTER POWER INC. PN: 11000034-02 /SN: 255)	1
E11033360	C-33360-U		E500 Gas box chassis (USED)	1
113085001	C-85001-U		Vacuum Gauge Controller (USED)	1



# ➤ Ion Implanter Parts

- ✓ Non-Consumable Parts-Axcelis
  - Power supply
  - Controller
  - Disk
  - End station component
  - Beam line component
  - Motor
  - Driver
  - Bushing
  - Resonator

# Ion Implanter Parts

## ✓ Non-Consumable Parts Inventory-Axcelis


OEM PN#	CIT PN	Description	Qty	OEM PN#	CIT PN	Description	Qty
6500429	C-65429-U	 SW kit flow meter ISS	1	1221230	C-E51	 nv-10 rotary motor OEM#1221230	1
D-1400190	C-14019-U	 NV-10 analog extension module J4	1	1520960	C-15296-E	 GSD 4 axis motor controller PCB	1
5000146	C-50146	 Relay MY4-1240G	2	1169072	C-11672-R	 Rotary controller Assy 11S1547 (overhaul)	1
1141466	C-11466-U	 Cell 133	1	C-E06-U	 NV-10 Clamped disk	2	
1200670	C-12670-U	 nv-10 disk spindle motor OEM#1200670	1				

# ➤ Ion Implanter Parts

- ✓ Non-Consumable Parts-AMAT
  - Power supply
  - Controller
  - Heat sink
  - End station component
  - Beam line component
  - Motor
  - Driver
  - Bushing

# ➤ Ion Implanter Parts

## ✓ Non-Consumable Parts Inventory-AMAT


OEM PN#	CIT PN#		Description	Q'ty
0040-05603			AMAT12in Quantum heatsink(0040-05603)	1
0040-49851	C-A04		AMAT12in Quantum heatsink(0040-49851)	1
			200mm XR refurbished heatsink	3

# ➤ Ion Implanter Parts

- ✓ Non-Consumable Parts-SEN
  - Power supply
  - Controller
  - Disk
  - End station component
  - Beam line component
  - Motor
  - Driver

# ➤ Ion Implanter Parts

## ✓ Non-Consumable Parts Inventory-SEN

OEM PN#	CIT PN#	Description	Qty
11B0159-J1		 LE SOURCE ASSY	1

03

---

# Ion Implanter Equipment Parts Overhaul

# Ion Implanter Part's Overhaul Item

Maker	Model	Overhaul Item	
<b>Applied Materials (Varian)</b>	<b>VIISta 810(200,30mm) 900XP(300mm)</b>	<ul style="list-style-type: none"> <li>• Manipulator</li> <li>• Setup cup</li> <li>• Rotate Mass Slit</li> <li>• Brooks PRI Vac407</li> </ul>	<ul style="list-style-type: none"> <li>• Invac profiler</li> <li>• Orienter</li> <li>• Cartridge</li> <li>• Roplat</li> <li>• Rack &amp; Pinion Profiler</li> </ul>
	<b>VIISta 80(200mm) HC(200,300mm) HCP(200,300mm) Trident(300mm)</b>	<ul style="list-style-type: none"> <li>• Manipulator (Source / Beam)</li> <li>• Resolving Mass slit</li> </ul>	
	<b>E220/500(200mm)</b>	<ul style="list-style-type: none"> <li>• Roplat</li> <li>• Tilter</li> <li>• HANDLER Motor</li> <li>• TVL Faraday</li> <li>• Manipulator</li> <li>• Set-up Cup</li> <li>• SI Coating</li> <li>• Motor</li> </ul>	<ul style="list-style-type: none"> <li>• Accelculum</li> </ul>
	<b>E1000/VIISion(150,200mm)</b>	<ul style="list-style-type: none"> <li>• Manipulator</li> <li>• Scan Motor</li> <li>• Disc</li> <li>• Main Drive Shaft</li> <li>• Spillover Cup</li> <li>• Motor</li> </ul>	<ul style="list-style-type: none"> <li>• RMS</li> </ul>



# Ion Implanter Part's Overhaul Item

<b>Axcelis</b>	<b>Optima XE(300mm)</b>	• Manipulator
	<b>Paradigm XE(300mm)</b>	• Manipulator
	<b>Optima HD(300mm)</b>	• Manipulator • Manipulator Motor Drive ass'y • Slow Scan Cylinder • Counter Balance Cylinder
	<b>Purion XE(300mm)</b>	• Manipulator
	<b>GSD (150,200mm)</b>	• IN AIR Robot
	<b>GSD HC, HE, Ultra(150,200mm) / Paradigm(300mm)</b>	• Disc (SSD,STD,UHD)
	<b>NISSIN</b>	<b>EXCEED 3000(200,300mm) EXCEED 2000(200,300mm)</b>
<b>Quantum</b>	<b>200,300mm</b>	• Manipulator

✓ Detail please see appendix A

04

---

## Others Used Equipment Sale/Refurbish/Installation

# ➤ Used Tool Business Model

✓ Co-Work with partner

✓ Core Tool Sell

Core tool sell with as is condition.

✓ Used Tool Turnkey Business

Base on customer request configuration(RFQ) refurbish tool.

Install tool in customer site.

Warranty & after service.

✓ Tool Relocation

Tool dismantle in location A.

Tool set up in location B.

# ➤ Used Tool Category

## ✓ Diffusion

KE Furnace ; AMAT RTP ; AG8108/4100 RTP ; TEL Furnace ;  
Horizontal Furnace ; Mattson RTP

## ✓ Thin Film

AMAT CVD ; AMAT PVD ; Varian PVD ; Novellus CVD

## ✓ Etch

AMAT Etching ; LAM Etching; TEL Etching

## ✓ Litho

Nikon stepper ; TEL Track

## ✓ Metrology

KLA ; Tencor ; Hitachi ; Rudolph

# Tool Model & Experience

Process	Maker	Model	Category	Experience	Remark
Etch	AMAT	P5000	Turn key	1	Episil 3
	LAM	TCP9600	Turn key	1	Episil 3
Furnace	KE	823	Retrofit	3	CSMC
		835	Retrofit	2	CSMC
	Novellus	C1	Retrofit	2	Sanan
			Turn key	1	Sanan
RTP	AMAT	Centura 5200	Installation	1	Diodes

✓ There were total 7 set tool completed from Y2017~

05

---

# Component Sale/Overhaul/Repair

## ➤ Component sale/overhaul/Repair

- ✓ QSV (Check Valve)-avoid pump back trim
- ✓ QSV overhaul/repair
- ✓ Vacuum gauge (Balatron) repair
- ✓ Inject Valve overhaul/repair
- ✓ LFM overhaul/repair
- ✓ MFC overhaul/repair
- ✓ P/S, Controller and PCB repair
- ✓ DNS Ceramic Chuck overhaul

06

---

# Semiconductor Equipment Upgrade/Modify



## ➤ Equipment upgrade/modify

- ✓ KE Furnace obsoleted motor upgrade
- ✓ KE OX Furnace fore line pressure monitor system
- ✓ TEL water flow interlock for heater
- ✓ Novellus C1 heater block retrofit
- ✓ Customization require



# Thank You

07

---


# Appendix A

## Ion Implanter Parts Overhaul

# VISta 810(200,300mm) / 900 Series(300mm)

## Manipulator Assembly [E11293500/1]

### PICTURE



### DETAIL

- DELIVERY
  - ☞ 2 WEEKS
- FUNCTION TESTER
  - ☞ TEST DRIVER

#### Overhaul (PM Cycle : 6~12month)

1. Leak
  - Lip seal & O-ring Change
2. Failure Initial
  - Motor & Potentiometer Change
  - Axis Align
  - Belt Change
  - LM Guide, Bearing Clean or Change
3. Serious contamination
  - Cleaning

# > VIISta 810(200,300mm) / 900 Series(300mm)

## ROTATE MASS SLIT [E11298170]

### PICTURE



### DETAIL

- DELIVERY
  - ↳ 2 WEEKS
- FUNCTION TESTER
  - ↳ TEST DRIVER

#### Overhaul (PM Cycle : 6month)

1. Leak
  - Lip seal & O-ring Change
2. Failure Initial
  - Motor Overhaul
  - Axis Align
  - Belt Change
  - LM Guide, Bearing Clean or Change
3. Serious contamination
  - Cleaning

# > VIISta 810(200,300mm) / 900(300mm) Series

Brooks PRI VAC407

## PICTURE



## DETAIL

- DELIVERY  
↳ 2 WEEKS
- FUNCTION TESTER  
↳ TEST DRIVER


### Overhaul (PM Cycle : 1 Year)

1. Leak  
→ Lip seal & O-ring Change
3. Failure Initial  
→ Motor Change  
→ Bearing Change  
→ Timing Belt Change  
→ Magnetic Overhaul
4. Serious contamination  
→ Cleaning

# VISta 810(200,300mm) / 900 Series(300mm)

## Set up Cup Assembly[E11320640]

### PICTURE



### DETAIL

- DELIVERY
  - ☞ 2 WEEKS
- FUNCTION TESTER
  - ☞ AIR TEST
  - ☞ MΩ TESTER


#### Overhaul (PM Cycle : 6month)

1. Leak
  - Lip seal & O-ring Change
2. Failure Initial
  - Cylinder Change
  - Bearing Change
  - Harness cable Change
  - Feedthru Change
3. Serious contamination
  - Cleaning

# > VIISta Series(200,300mm)

## Rack & Pinion Profiler [E11349360]

### PICTURE



### DETAIL

- DELIVERY  
↳ 4 WEEKS
- FUNCTION TESTER  
↳ TEST DRIVER

#### Overhaul (PM Cycle : 6month)


1. Leak  
→ Lip seal & O-ring Change
2. Failure Initial  
→ Motor Change  
→ Feedthru Change  
→ Sensor Change  
→ LM Guide, Bearing Clean or Change
3. Serious contamination  
→ Cleaning



# > VIISta 80(200mm)

## Manipulator Assembly

### PICTURE



### DETAIL

- DELIVERY
  - ☞ 2 WEEKS
- FUNCTION TESTER
  - ☞ TEST DRIVER

#### Overhaul (PM Cycle : 6month)

1. Leak
  - Lip seal & O-ring Change
2. Failure Initial
  - Motor & Potentiometer Change
  - Axis Align
  - Belt Change
  - LM Guide, Bearing Clean or Change
3. Serious contamination
  - Cleaning

# > VISta HC,HCP(200,300mm)/Trident(300mm)

Manipulator Assembly source/ beamline[E11093752/E11358090]

## PICTURE



## DETAIL

- DELIVERY  
→ 2 WEEKS
- FUNCTION TESTER  
→ TEST DRIVER


### Overhaul (PM Cycle : 6month)

1. Leak  
→ Lip seal & O-ring Change
2. Failure Initial  
→ Motor & Potentiometer Change  
→ Axis Align  
→ Belt Change  
→ LM Guide, Bearing Clean or Change
3. Serious contamination  
→ Cleaning

# > VIISta HC,HCP(200,300mm)/Trident(300mm)

## Resolving Assembly, Mass Slit Assembly[E1134970/11349760]

### PICTURE



### DETAIL

- DELIVERY
  - ↳ 2 WEEKS
- FUNCTION TESTER
  - ↳ AIR TEST
  - ↳  $\Omega$  TESTER

#### Overhaul (PM Cycle : 1 year)

1. Leak
  - Bellows & O-ring Change
2. Failure Initial
  - Motor & Potentiometer Change
3. Serious contamination
  - Cleaning

# > VIISta Series(200,300mm)

## In-vac profiler Assembly[E11356610]

### PICTURE



### DETAIL

- DELIVERY  
↳ 4 WEEKS
- FUNTION TESTER  
↳ TEST DRIVER


#### Overhaul (PM Cycle : 6 Month)

1. Leak  
→ Lip seal & O-ring Change
2. Failure Initial  
→ Liner Motor Change  
→ Read head & Scale Change  
→ LM Guide Clean or Change
3. Serious contamination  
→ Cleaning

# > VIISta Series(200,300mm)

## VIISta X- TILT (Only c Type)[E11077380]

### PICTURE



### DETAIL

- DELIVERY  
↳ 4 WEEKS
- FUNTION TESTER  
↳ TEST DRIVER

#### Overhaul (PM Cycle : 1 Year)

1. Leak  
→ Lip seal & O-ring Change
3. Failure Initial  
→ Motor 2ea Repair & Change  
→ Harness cable Change  
→ Timing Belt Change  
→ Bearing Change
4. Serious contamination  
→ Coating  
→ Cleaning

# > VIISta Series(200,300mm)

## Roplat Assembly[11144768]

### PICTURE



### DETAIL

- DELIVERY  
→ 4 WEEKS
- FUNCTION TESTER  
→ TEST DRIVER

#### Overhaul (PM Cycle : 1 Year)

1. Leak  
→ Lip seal & O-ring Change
3. Failure Initial  
→ Motor 2ea Repair & Change  
→ Cartridge Overhaul  
→ Timing Belt Change  
→ Magnetic Overhaul
4. Serious contamination  
→ Coating  
→ Cleaning

# > VIISta Series(200,300mm)

## Orienter Assembly[E11320430]

### PICTURE



### DETAIL

- DELIVERY
  - ☞ 3 WEEKS
- FUNCTION TESTER
  - ☞ TEST DRIVER

#### Overhaul (PM Cycle : 6 Month)

1. Leak
  - Lip seal & O-ring Change
3. Failure Initial
  - Motor Change
  - cable Change
  - Belt Change
  - Sensor & Shaft Change
4. Serious contamination
  - Cleaning
5. Magnetic Fluid Seal Modify

# ▶ VIISta Series(200,300mm)

## Cartridge Assembly[E11141180~]

### PICTURE



### DETAIL

- DELIVERY  
↳ 2 WEEKS
- FUNCTION TESTER  
↳ TEST DRIVER

#### Overhaul (PM Cycle : 1 Year)

1. Leak  
→ Lip seal & O-ring Change
3. Failure Initial  
→ Motor Change  
→ Harness cable Change  
→ Feedthru Change  
→ Bearing Change
4. Serious contamination  
→ Cleaning



# > GSD(200mm)

## IN AIR ROBOT

### PICTURE



Axcelis Robot for GSD/HE/VHE

### DETAIL

- DELIVERY  
↳ 2 WEEKS
- FUNCTION TESTER  
↳ TEST DRIVER


#### Overhaul (PM Cycle : 1Year)

1. Leak  
→ Lip seal & O-ring Change
2. Failure Initial  
→ Motor Change  
→ Axis Align  
→ Belt Change  
→ Cable Tray Change  
→ LM Guide, Bearing Clean or Change
3. Serious contamination  
→ Cleaning

# ▶ OPTIMA XE(300mm)

## Manipulator

### PICTURE



### DETAIL

- DELIVERY  
↳ 2 WEEKS
- FUNTION TESTER  
↳ TEST DRIVER


#### Overhaul (PM Cycle : 6month)

1. Leak  
→ Lip seal & O-ring Change
2. Failure Initial  
→ Motor & Potentiometer Change  
→ Axis Align  
→ Belt Change  
→ LM Guide, Bearing Clean or Change
3. Serious contamination  
→ Cleaning

# PARADIGM XE(300mm)

## Manipulator

### PICTURE



### DETAIL

- DELIVERY  
→ 2 WEEKS
- FUNCTION TESTER  
→ TEST DRIVER


#### Overhaul (PM Cycle : 6month)

1. Leak  
→ Lip seal & O-ring Change
2. Failure Initial  
→ Motor & Potentiometer Change  
→ Axis Align  
→ Belt Change  
→ LM Guide, Bearing Clean or Change
3. Serious contamination  
→ Cleaning

# ▶ OPTIMA HD(300mm)

## Manipulator Motor Drive ass'y

### PICTURE



### DETAIL

- DELIVERY  
↳ 2 WEEKS
- FUNCTION TESTER  
↳ Test Driver


#### Overhaul (PM Cycle : 6 Month)

1. Initial fail
  - Bearing Change
  - Axis Align
  - Motor & Potentiometer Change
  - Pulley Change
2. Serious contamination
  - Cleaning

# ▶ OPTIMA HD(300mm)

## Slow Scan Cylinder

### PICTURE



### DETAIL

- DELIVERY  
☞ 4 WEEKS
- FUNCTION TESTER  
☞ Air Moving

#### Overhaul (PM Cycle : 1Year)

1. Initial Fail
  - Ball Screw Change
  - Bearing Change
  - U-Packing Change
2. Serious contamination
  - Cleaning

# ▶ OPTIMA HD(300mm)

## Counter Balance Cylinder

### PICTURE



### DETAIL

- DELIVERY
  - ☞ 2 WEEKS
- FUNCTION TESTER
  - ☞ Air Moving
  - ☞ Leak Check

#### Overhaul (PM Cycle : 1Year)

1. Initial Fail
  - O-ring, U-packing Change
2. Serious contamination
  - Cleaning
  - Grease Injection

# QUANTUM(200,300mm)

## QUANTUM MANIPULATOR

### PICTURE



### DETAIL

- DELIVERY
  - ☞ 4 WEEKS
- FUNTION TESTER
  - ☞ TEST DRIVER


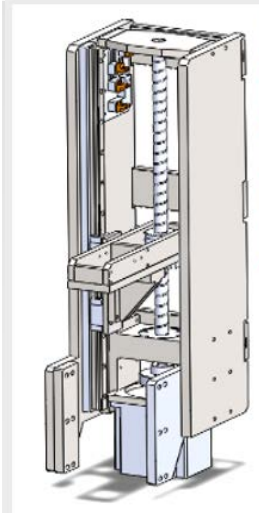
#### Overhaul (PM Cycle : 6month)

1. Leak
  - Lip seal & O-ring Change
2. Failure Initial
  - Motor & Potentiometer Change
  - Axis Align
  - Belt Change
  - LM Guide, Bearing Clean or Change
3. Serious contamination
  - Cleaning

# ➤ NISSIN(200,300mm)

## Manipulator Assembly [E11293500/1]

### PICTURE



### DETAIL

- DELIVERY  
↳ 4 WEEKS
- FUNCTION TESTER  
↳ TEST DRIVER

#### Overhaul (PM Cycle : 1 Year)

1. Failure Initial
  - Motor Change
  - Axis Align
  - Ball Bearing Change
  - LM Guide, Bearing Clean or Change
3. Serious contamination
  - Cleaning



# ➤ E220/500(150,200mm)

## Roplat Assembly / Tilter Assembly

### PICTURE

### DETAIL



Roplat

Tilter

- DELIVERY  
↳ 2 WEEKS
- FUNTION TESTER  
↳ Moving

#### Overhaul (PM Cycle : 1 Year)

1. Leak  
→ Lip seal & O-ring Change
2. Failure Initial  
→ Motor 2ea Change  
→ Main Shaft Change
3. Serious contamination  
→ Cleaning
4. Roplat p.p upgrade

# > E220/500(150,200mm)

## Roplat Assembly / Tilter Assembly

### PICTURE



### DETAIL

- DELIVERY  
↳ 2 WEEKS
- FUNCTION TESTER  
↳ Moving

#### Overhaul (PM Cycle : 1Year)

1. Initial Fail  
→ Motor Change & Repair  
→ Each Axis Align
2. Serious contamination  
→ Cleaning

## ➤ Ion Implat Part Sale for GSD & HE Series

### Rotary coolant tube : **Sale**

- \*\*\* Type : 1. Rotary belt drive coolant tube  
2. Rotary direct drive coolant tube

( Applied equipment: 150 ( P/N 1180740 ) /200mm )

Type 2 P/N : 11027630



Type 1 P/N : 11027620

## Rotary drive encoder : **Sale**

\*\*\* Type : Rotary direct drive encoder assembly

(Applied Equipment: 200mm & 300mm )



P/N : 1215010

# Ion Implat Part Sale for GSD & HE Series


## Extraction Electrode Manipulator : **Modification**

\*\*\* Object : Overhaul & Upgrade = Life Time Improvement


( Applied Equipment: 200mm GSD/HC & HE, 300mm Paradigm )



**Modified 20KV Feedthru**



**Modified Head**



# ➤ Ion Implat Part Sale for GSD & HE Series

## High Voltage Stack : **Repair**

\*\*\* Object : Overhaul (from Maker)

( Applied Equipment: 200mm & 300mm )




# ➤ Ion Implat Part Sale for GSD & HE Series

## Wafer Holder : **Repair**

\*\*\* Object : Overhaul


( Applied Equipment: 300mm Paradigm XE )



# ➤ CARTRIDGE UPGRADE

## VIISta Cartridge[SGE11141180]

※ Cartridge Center Insert Housing Improve way



### ◆ Advantage of Twist Cartridge improvement

#### ①. Lift Pin Lip-seal replacement Twist Cartridge to Roplat Ass'y

Without disassembly / desorption Insert Housing separately re place work is possible.

➤ Prevents operator mistakes that can occur during the replacement process.


#### ②. Twist Lis-seal improved Bracket and assembly improved




# ➤ CARTRIDGE UPGRADE

## VIISta Cartridge[SG11144768]

※ Insert Housing and Twist Aii-in-one Lip-seal replace work improvement



※ Original 2Piece Twist Lip-seal (2EA / Set)



※ All-in-one Twist Lip-seal  
➤ Bracket assembly possible



※ JIG using integral Twist Lip-seal decompose/ improve to be assembled

# ➤ CARTRIDGE UPGRADE

## Twist lip-seal remove & install jig kit





謝 謝 觀 看

---

---